

# ET Low Carbon Transition Index

Europe Developed Markets Large + Mid Cap

Carbon Ranking Metric: Scope 1+2+3 Emissions Intensity

Factsheet 2018

# ET Low Carbon Transition Index

## Europe Developed Markets Large + Mid Cap - Scope 1+2+3

**Universe:** Large and mid cap listed companies representing 85% of market capitalisation across European developed market countries that meet eligibility criteria.

**Carbon Ranking Metric:** Greenhouse Gas Protocol defined Scope 1, 2 and 3 emissions intensity (tCO2e/\$m revenue).

**Investability:** Stocks are selected and weighted to ensure that the strategy is investable.

**Use cases:** The index can be used as the basis for index funds, ETFs, derivatives and as a benchmark for carbon and financial performance.

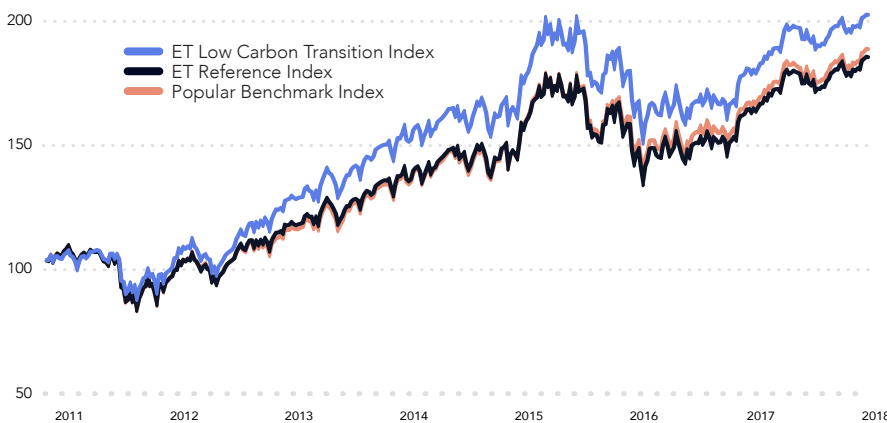
**Objective:** Reduce exposure to financial risk from increasing global regulation to limit carbon emissions. Reduce

exposure to companies expected to be disadvantaged by the transition to a low carbon economy, while increasing exposure to companies set to benefit.

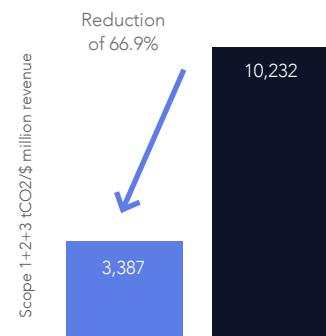
**Engagement:** Engaged Tracking actively engages with constituents companies to improve their their carbon risk management and disclosure via the ET Carbon Ranking Series.

**Sector Classification:** Constituents are assigned to sectors in accordance with the Sustainable Industry Classification System™ (SICSTM) from the Sustainability Accounting Standards Board™ (SASB™).

### PERFORMANCE CHART



### CARBON EMISSIONS INTENSITY REDUCTION



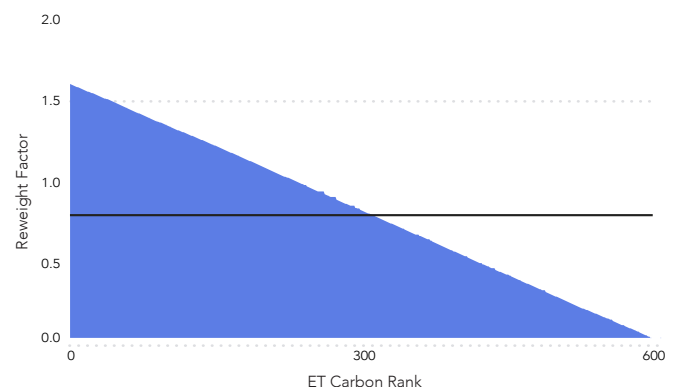
	1Y Returns	3Y Returns	5Y Returns	3Y Ann. Returns	5Y Ann. Returns	3Y Ann. StdDev	5Y Ann. StdDev	3Y Return/ Risk Ratio	5Y Return/ Risk Ratio	Tracking Error	Avg. ET Carbon Rank
<b>ET Low Carbon Transition Index</b>	12.58%	15.75%	57.76%	5.00%	9.55%	14.65%	14.29%	0.34	0.67	1.42%	131
<b>ET Reference Index</b>	12.82%	18.77%	57.40%	5.90%	9.50%	14.74%	14.20%	0.40	0.67	-	200
<b>Popular Benchmark Index</b>	12.92%	20.40%	63.07%	6.38%	10.27%	14.57%	14.24%	0.44	0.72	-	-

The Reference Index indicates the original version of the index or fund prior to optimisation by Engaged Tracking. Carbon emissions data comes from Engaged Tracking. Index performance is based on Total Returns. ET Carbon Rank denotes the relative rank specifically calculated for this universe. Depending on the strategy this may differ from the public ET Carbon Rank™.

### TOP 10 CONSTITUENT WEIGHTS

Name	ET Reference Index	ET Low Carbon Transition	ET Carbon Rank™
NESTLE SA-REG	2.73%	3.35%	119
NOVARTIS AG-REG	2.13%	3.17%	28
HSBC HOLDINGS PL	2.06%	2.80%	74
ROCHE HLDG-GENUS	1.87%	2.76%	33
BRIT AMER TOBACC	1.52%	2.23%	36
SANOFI	1.18%	1.71%	40
BAYER AG-REG	1.15%	1.67%	38
SAP SE	1.08%	1.50%	61
TOTAL SA	1.39%	1.48%	177
ALLIANZ SE-VINK	1.03%	1.47%	49

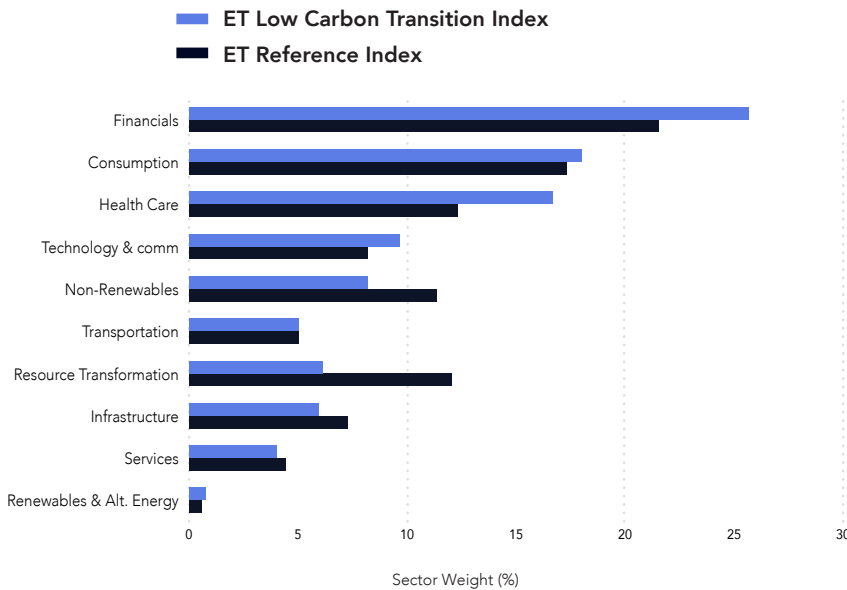
### CONSTITUENT REWEIGHTS BY ET CARBON RANK



# ET Low Carbon Transition Index

Europe Developed Markets Large + Mid Cap - Scope 1+2+3

## SECTOR WEIGHTS



## TOP 10 COUNTRY WEIGHTS

Country	ET Reference Index	ET Low Carbon Transition
United Kingdom	27.0%	26.6%
France	15.3%	15.1%
Germany	14.8%	14.1%
Switzerland	12.2%	14.1%
Netherlands	6.4%	6.7%
Spain	5.5%	6.5%
Sweden	5.4%	4.2%
Italy	4.3%	4.1%
Denmark	2.7%	2.7%
Belgium	1.9%	2.1%

## CHARACTERISTICS

Currency: **EUR**  
 Number of Constituents: **588**  
 Rebalanced: **Annually in December**

## About Engaged Tracking Low Carbon Investment Strategies

Each company's rank position in the ET Carbon Ranking Series informs its weighting in a given Engaged Tracking Low Carbon Investment Strategy. This is an 'engaged' approach to investing, whereby there is a clear and transparent link between a company's climate performance and its weighting within the strategy. ET Low Carbon Investment Strategies include Scope 3 emissions, which typically account for 85% or more of a company's carbon risk exposure. Including Scope 3 emissions means the full extent of a company's carbon risk exposure is not overlooked.

## ET CARBON RANKINGS

ET Disclosure Category ?	Number of Scope 3 Categories Disclosed	Company Name	Country ?	Sector ?	Scope 1, 2 and 3 Emissions Intensity ?
1	15	VMware Inc	United States	Technology and Com...	21
1	15	Amadeus IT Grou...	Spain	Technology and Com...	24
1	15	Accenture PLC	United States	Technology and Com...	28
1	15	Adobe Systems Inc	United States	Technology and Com...	29

VIEW THE [ET CARBON RANKINGS ONLINE](#)